



# SCOUTS BSA RESIDENT CAMP LEADERS GUIDE



BOY SCOUTS OF AMERICA  
MOUNT BAKER COUNCIL



# TABLE OF CONTENTS

Council Contact Information.....2

Letters from Scout Executive and Camp Director.....3

About Fire Mountain Scout Camp,  
How to get to Fire Mountain Scout Camp.....4

Fees, deposits, and  
refunds, Visitor meals, and Provisional Campers.....5

Pre-camp webinars, planning for camp.....6

Planning for camp, employment at camp.....7

Check-in, arrival, departure.....8

Transportation & parking, leaving/entering camp,  
Adult leadership.....9

Sending mail to camp, homesickness, visitor's day,  
Chicken BBQ dinner, packing list.....10

Campsite information, rules of camp,  
prohibited items, medical & safety .....11

Medical form, special needs, food service.....12

General store, Pathfinders (1<sup>st</sup> Year Scout),  
advancement, resource links.....13

Fire Mountaineer Award.....14


**This Leader’s Guide is current on October 1, 2022 All information is subject to change.**

## COUNCIL CONTACT INFO

Address: Mount Baker Council 1715 100<sup>th</sup> PI SE, Suite B  
Everett, WA 98208

Phone: (425) 338-0380

Website: [www.mountbakerbsa.org](http://www.mountbakerbsa.org)



BOY SCOUTS OF AMERICA  
MOUNT BAKER COUNCIL



Dear Scouters,

Summer camp is the highlight of a Scout's year. Memories are made at camp which will last a lifetime. In this outdoor laboratory, the ideals of the Scout Oath and Law come alive in a daily whirlwind of fun and adventure. The Mount Baker Council is committed to providing the great camp troops need. Staff, facilities, and programs all support the troop, sending it home stronger and better prepared for another year of Scouting. We know troops who sign up early bring more Scouts to camp. It just stands to reason if we get on each family's calendar early, there will be fewer conflicts in schedules and more time to prepare. We have exciting plans for a great summer. Use this Leader's Guide to get ready for a great adventure.

Yours in Scouting,

**Kevin Nichols**

Scout Executive - Mount Baker Council

Dear Scouters,

I love that I get to call Fire Mountain HOME! And I'm excited to welcome you HOME! I say this not because I'm welcoming you as strangers into my home but as a fellow scout welcoming you to your summer Scouting home. Of course we will sleeping, eating and playing for our week together at camp but for us at Fire Mountain HOME means more. This is the home field advantage that our scouts need on their adventure, a place where they can explore and some time fail in safety. At Fire Mountain you will find a place where we try to set aside the worries of the life and focus on growing in Scouting, to be better leaders, citizens and people so that we can go back into the world and leave our mark.

Welcome HOME!

Yours in Scouting,

**Sven Gilkey**

Director - Fire Mountain Scout Camp



**CAMP PHONE #: 360-734-3943**



**Fire Mountain Scout Camp • 26027 Walker Valley Road • Mount Vernon, WA 98274**

## ABOUT FIRE MOUNTAIN

Located in the foothills of the Cascade Mountains, on 665 acres nestled in the forests of scenic Walker Valley, Fire Mountain Scout Camp is home to some of the finest Scouting program opportunities in the Pacific Northwest. The patrol is the focus of the Fire Mountain program. All staff and programs are geared towards teaching the patrol method, thus strengthening year-round troop operations. Our beautiful, wooded environs, temperate climate, and friendly and enthusiastic staff create the ideal setting for a great Scouting experience!

### Why is it called “Fire Mountain”?

In the 1950’s, before it became a summer camp, Fire Mountain was a farm used as a staging area and base camp for firefighters who were fighting wildfires on and around Cultus Mountain. They had to return so frequently, they told others they were going back to “Fire Mountain.” In 1971, the name was suggested for the new Scout camp and it stuck!



The Mount Baker Council is committed to a camp that meets the high standards of the BSA. Fire Mountain is inspected and accredited on an annual basis. Our key camp staff members are trained at the National Camping School of the Boy Scouts of America.

## HOW DO YOU GET TO FIRE MOUNTAIN?

From the south:

Go north on I-5 to exit 221 (SR 534). Exit I-5 and head east. Continue until you reach SR 9. Turn north on SR 9 (Left at “T” intersection) and continue five miles. Look for milepost 46. Shortly after this milepost you will see Walker Valley Road. Turn right on Walker Valley Road and continue to the end of the road. The camp entrance will be on your left.

From the north:

Go south on I-5 to exit 227 (College Way). Exit I-5 and head east. Continue until you reach SR 9. Head south (right at the roundabout) and drive for approximately 3.7 miles. Look for Walker Valley Road on your left. Turn left on Walker Valley Road and continue to the end of the road. The camp entrance will be on your left.

**Our address listed above can be used in most modern GPS units and smart phones for directions to camp. It is also the camp’s mailing address for sending mail to a Scout during camp. The main office phone number for camp is only monitored DURING summer camp, otherwise contact the Everett Service Center at (425) 338-0380.**



# CAMP FEES

<b>SCOUT FEES</b>	Mount Baker Council Scouts	Out of Council Scouts
<b>All fees (adult and youth) paid in full by May 15</b>	<b>\$540</b> per scout	<b>\$590</b> per scout
<b>If paid after May 15</b>	<b>\$590</b> per scout	<b>\$640</b> per scout

<b>ADULT FEES</b>	Fee for the whole week	Daily Fee
<b>Fees should be paid at the same times as scout fees</b>	<b>\$285</b> per adult	<b>\$50</b> per adult

## DEPOSITS AND FEE

Reserve your spot at camp with a \$250 non-refundable deposit per troop. This deposit assures your troop a site at summer camp but not a specific site. Your final site selection will be based upon the number of youth attending summer camp and the capacity of the campsite selected. We will strive to meet the needs of all troops. Key Dates:

- By February 15, confirm your spots at camp with a \$25/ Scout deposit (\$250 registration deposit = first 10 Scouts; non-refundable)
- By March 15, a family commitment payment of \$75/ Scout is due as well as \$75/adult
- By May 15, the full fees for youth and adults are due

## REFUNDS

Reservation changes made prior to May 15th, fees are transferable to new Scouts. After May 15th, an administrative charge of 25% of the total registration fees, including any non-refundable deposits, will be assessed on all refunds.

Requests for refunds must be submitted at least 14 days prior to the start of camp. Request form can be found online at:

<https://www.mountbakerbsa.org/firemountain/residentcamp/>

No refunds are granted for requests made less than 14 days prior to camp, unless there is a medically documented illness/injury, death in the family, or the family moves out of the area. To receive consideration for these cases, the online refund request form must be submitted before or upon arrival at camp. Access the Summer Camp Refund Request link on [www.mountbakerbsa.org](http://www.mountbakerbsa.org).

## EXTRA MEALS

If your troop will have adults present for the day who will join you for meals, please inform the camp director prior to the meal. Pay for extra meals at the General Store.

Breakfast: \$7 • Lunch: \$7 • Dinner: \$7 • All day: \$20

## PROVISIONAL CAMPERS

Scouts who are not able to attend summer camp with their troop or who would like to go a second week, can sign up as a Provisional Camper. They will join a host troop for the week, participating in troop/patrol activities, meals, and duties. Provisional Campers will coordinate with the host troop for pre-camp communication and check-in/check-out arrangements. Scouts may sign up with a buddy, and a parent may opt to attend. (Adults must be BSA registered with current Youth Protection Training.) If more than 3 Scouts from the same unit are registering as Provisionals, it is possible they may be hosted in separate campsites, or a unit leader should attend with them. Provisional Campers can register to attend camp through the main registration webpage.

## OPPORTUNITY FUND CAMP GRANTS

A family's financial situation should never be a reason for a Scout to miss out on the opportunity for growth and adventure. The Opportunity Fund is financed by friends and Scouters who want to ensure Scouts have the chance to go to camp.


Opportunity Fund camp grants are available for registered Mount Baker Council Scouts to attend Fire Mountain Scout Camp. The award will cover up to 50% of the cost of camp. Apply online via the "Opportunity Fund Camp Grant" link on the council website.

Application deadline for camp grants is April 15.



## PRE-CAMP LEADER WEBINARS

Please attend a pre-camp webinar before your arrival at camp. Dates and times for webinars will be posted on our facebook page as well as emailed out to unit points of contact. Attend whichever leaders' webinar works best for your schedule. Ideally, your troop leader and Senior Patrol Leader should both attend the pre-camp webinar to discuss any changes, new information, programs, merit badges and procedures, as well as any dietary needs. Once finalized, the camp daily schedule and menu will be posted on the registration site and in Camp Forms at [www.mountbakerbsa.org](http://www.mountbakerbsa.org).



## PLANNING FOR CAMP

### Six to Twelve months before camp

- Discuss with Scouts what they want to do and accomplish at camp.
- Research camp options and decide which one meets the needs and wants of your unit.
- Make your unit reservation.
- Discuss camp planning with unit committee.
- Talk with parents and Scouts about paying for camp.

### January

- Secure leadership. At least two registered adult leaders 21 years of age or over are required, we recommend a ratio of one adult per eight youth. All adults staying 72 hours or more (not necessarily consecutive) must be BSA registered leaders. ALL adults have current Youth Protection training. (Within last 12 months for MBC adults.)
- Promote camp at troop meetings.
- Ask older Scouts if they'd like to work on camp staff. See page 7 of Guide for application information.
- Set up payment plan to collect fees from families to meet council payment dates. Provide Opportunity Fund form to those who wish to apply for financial assistance (Mount Baker Council only).
- Remind families of need for updated medical forms from each participant, including physical exams. Provide access to official Medical Form.

### February

- Collect fees for February 15 payment.
- Share information about summer camp with Webelos who are coming to your troop.

### March

- Review leader's guide with camp leadership, troop committee, and SPL.
- Obtain final commitments from adult camp leaders. ➤ Collect fees for March 15 payment.

### April

- Preorder camper t-shirts by April 15<sup>th</sup>.
- Download Program Guide and hold discussion with Scouts on goals and desired activities at camp.
- Have Scouts make merit badges choices.
- Talk about program dates and times with parents.
- Provide link to Special Needs forms to participants with special needs.
- Check with your council for updated insurance information.
- Plan for transportation to and from camp.

### May

- Reconfirm number of Scouts attending camp and verify reservation with council office. Dropped Scouts after May 15 are subject to 25% refund fee.
- Collect fees and make full payment to council by May 15.
- Supply Scouts with camp packing list.
- Hold summer camp meeting to share information with parents – when, where, costs, emergency contacts, how to send mail, what merit badges/activities their Scout is planning.

### June

- Participate in pre-camp webinar.
- Reconfirm adult leadership for camp and review adult leader responsibilities, rules, and procedures. Notify council office if any leader contact info has changed.
- Submit special needs form to Everett Service Center by June 15.
- Meet with youth and parents to discuss camp expectation, rules, and procedures. Explain actions to be taken if problems arise at camp.
- Secure transportation to and from camp.
- Meet with families of Scouts not attending.
- Confirm with Everett Service Center that all camp fees are paid.
- Inventory troop and patrol equipment.



## Three weeks before departure


- Verify that all youth and all adults staying more than 72 hours total are registered members of BSA.
- Collect BSA medical forms from each participant. Forms must have parent and physician signature within last 12 months. School or sports physical forms will NOT be accepted.
- Gather current unit insurance policy info. ➤ Complete/update unit roster.

## Two days before departure

- Confirm transportation to and from camp.
- Recheck all medical forms for signatures.
- Hold inspection of personal packs and patrol gear.
- Pack troop gear.
- Double check troop roster and make 2 copies to turn in to camp.
- Gather recent camp statements and receipts.

## Departure Day

- Inspect youth personal packs, bags, and gear.
- Verify and bring troop roster (2 copies), receipts, and all paperwork to camp.
- Collect any medical forms that have not been turned in. Note: participants without a medical form with current parent and doctor signature will not be able to check in.
- Ensure all medication brought to camp is in the original container and labelled with name and troop number. Verify permission is given for all medication.
- Determine reasons for unexpected absences of youth and submit a refund request form online. Refund requests not previously submitted must be completed upon arrival at camp.
- Reconfirm transportation for camp departure.



## JOIN THE FIRE MOUNTAIN CAMP STAFF

Many people have asked what makes one camp better than another. Every Scouts BSA camp has a waterfront, archery range, rifle range, nature trails, and campsites. Most have boating, first-year emphasis programs, and specialized high adventures. What is the difference? The answer is almost a resounding: "The Staff!"

It is truly the staff of a Scouts BSA camp which makes it successful. Fire Mountain Scout Camp is always in search of talented, enthusiastic, and motivated individuals who are committed to making a difference in the lives of Scouts. To apply for camp staff, go to [mountbakerbsa.org/firemountain/campstaff](http://mountbakerbsa.org/firemountain/campstaff)



## Apply for a Camp Staff job now!

These are a few of the frequently expressed reasons to work at camp:

- Make lots of new friends both in and out of state.
- Spend a summer in the great outdoors.
- Learn new skills which will last a lifetime.
- Be part of an effective team and cooperate with others to get things done.
- Learn to lead others.
- Earn the satisfaction of doing a job well.
- Work with youth and adults of all ages.
- Serve others (the most noble and fulfilling pursuit of all).
- Give something back for the opportunities you have received.
- Live in a wholesome environment based on the Scout Oath and Law.
- Have meaningful spiritual experiences.
- Have the advice, counsel, and support of senior staff who are dedicated to helping you succeed.
- Be considered for jobs of greater responsibility and receive letters of recommendation for other pursuits.





## When you Arrive

Your troop will be assigned an arrival time to camp between 1:00 and 4:00 on Sunday. Please do your best to arrive at your assigned time. On arrival, you will be met by a member of camp staff who will guide you through the check-in process. All passengers should remain in their vehicle until directed.

NOTE: The first meal served is dinner – please plan accordingly with lunch and/or snacks for your Scouts.

Once checked in, Scouts will pick up personal gear and prepare to leave on the camp tour. Each campsite has two wagons assigned for the transportation of troop gear. Our goal is to limit vehicles entering camp as much as possible. If necessary, troop gear can be consolidated into one vehicle for transport.

After dropping off personal gear in your campsite, the Scoutmaster or other designated adult should head to the Admin Building for the Troop Re-Check. Be sure to bring required documents (listed on this page) to this meeting. All other adults can remain with the troop. Swim checks will be scheduled based on arrival time and camp and completion of Troop Re-Check. If your troop would prefer to complete swim checks before you arrive, use the Pre-Camp Swim Check form available on our website. REMINDER: Any adults who plan to swim or boat must complete the swim test and be classified as a swimmer.

## Early Arrivals

If you are traveling more than four hours or have a religious conflict you may request to arrive after 5PM the evening prior to the start of camp.

- Early arrivals must be prearranged through the council office.
- All program areas will be closed.
- No unattended youth outside of the campsite.
- The first meal provided is Sunday dinner. Please plan accordingly.
- Your troop guide will meet you in your campsite at 1pm to begin the tour. Please have Scouts ready – in their swimsuits – to begin.



## Required for Troop Re-check

- Two Copies of Camp Unit Roster (one for medic, one for Admin) Please use OUR form, available online. Include all youth, adults, and visitors you expect during the week.
- BSA Annual Health and Medical Record completed for all individuals staying in camp for the week or just part of the week. Parts A & B are completed by a parent or guardian, and Part C must be completed by a licensed medical practitioner. All parts must have been completed within the last 12 months. (See the Medical Forms section on page 12 for more details.)
- YPT Aging Report for your unit. Adults on this report are registered and currently Youth Protection-trained – this certifies them to be in camp for the week. Print from My.Scouting (Menu - YPT Reports - Export to PDF).
- Scout Pre-Camp Health Screening form – Completed for every individual – youth and adult – who will be staying in camp. NOTE: Requires parent signature
- Unit Pre-Camp Medical Screening form – Completed by the troop prior to travel to camp.
- Refund requests – for last minute cancellations or no shows complete online form at check-in.
- Receipts for recent payments/camp statement – in case of discrepancies with camp's payment report.
- Method of payment for outstanding fees – check, cash or credit card accepted.

## Departure Home

At the end of the week, your troop is responsible for fully cleaning and sanitizing your campsite before departure. Your campsite guides will arrive to assist and check-out on completion. If you will need a vehicle to move gear out of the campsite, arrangements can be made in the Camp Office. Before departure, the Scoutmaster or other designated adult(s) will come to the Janicki Shelter to review advancement paperwork, receive camp patches, and reclaim unit medical forms. Specific timelines and procedures will be introduced at the leader's meeting on Sunday.

Before departing, the unit leader should:

- Check lost and found!
- Turn in camp evaluation forms from each leader
- Pick up final Camp Blue Cards and patches
- Pick up your troop med forms
- Make reservations for next year
- Check lost and found again, just to be safe!





## Transportation & Parking

Stringent rules have helped reduce the risk of vehicle-related accidents in camp. Our staff takes the rules regarding vehicles, trailers, and driving in camp very seriously. To keep all our Scouts safe and ensure that driving in camp will continue to be allowed, please follow our vehicle use policies.

Please follow all guidelines and procedures outlined in the Guide to Safe Scouting when travelling to and from camp.

When you arrive at Fire Mountain, camp staff will direct you to the parking lot where staff will assist with parking. One vehicle per troop will be allowed into camp to unload gear. If you arrive early, this is a good time to consolidate troop gear.

Camp speed limit is 5mph. Our roads are also main walking trails; always watch for pedestrians.

No vehicles are allowed in the campsites. Unload at the trailhead into your site. For Scout safety, do NOT move the barricades protecting campsite entrances.

If desired, troops may bring a trailer and station it near their campsite entrance for ease of access during the week.

Camp provides two sturdy carts for every campsite that can be used to transport gear between vehicles and campsites. This is often a better choice than bringing a vehicle into camp. Seatbelts must be worn. No one may ride in truck beds, trailers, campers, etc. where a standard seatbelt is unavailable.

Non-medical personal transportation (golf cart, ATVs, etc.) are not allowed, except by ranger/staff. Store valuables out of sight or with you, and keep vehicles and trailers locked. Mount Baker Council is not responsible for loss or damage to vehicles, trailers, or their contents while parked on camp property; or while driving on camp roads.

**After check-in, all troop vehicles will remain in the camp's parking lot.**

Individuals with mobility issues may turn in a Special Needs form requesting parking near Admin. A state issued disability permit or license plate does not automatically allow in-camp parking.

## Sending Mail to Camp

Scouts, leaders, and staff can receive and send mail during their stay at camp. Please be sure to include a return address on all letters and packages so they can be returned if they arrive after your Scout departs camp.

Note: Your troop number and council name are extremely important. The address for sending mail to camp is:



[Name of Scout]  
[Troop Number and Council Name] c/o Fire Mountain Scout  
Camp 26027 Walker Valley Road  
Mount Vernon, WA 98274

## Leaving/Entering Camp mid-week

All persons entering or leaving camp must sign in or out in the Admin building. Any replacements coming up mid-week must meet the same requirements as all participants. At all times, the unit must maintain 2-deep leadership in camp.

Adults entering camp mid-week to assume leadership must be on the unit roster, the YPT Aging Report, and have a current BSA medical form.

Scouts are encouraged to remain in camp for the entire duration of the camp session. If a situation should arise that makes it necessary for a Scout to leave camp property, the Scout with their troop leader must check out with camp leadership. Camp leadership and the troop leader will verify that the person taking the Scout has proper permission. The Scout will then be released into the custody of a parent or authorized adult.

If the adult picking up the Scout is not a parent, the parents must provide written permission (digital is acceptable) for that adult to pick up the Scout and Youth Protection guidelines must be followed.

## Adult Leadership

Troops must maintain 2-deep leadership in camp – even when sharing a campsite – unless prior arrangements are made with the camp director. Two adults must be at least 21 years old, BSA registered, and Youth Protection-trained. All additional adults must be 18+ and have current Youth Protection training. Per the Guide to Safe Scouting, any adult present 72 hours or more (not necessarily consecutive) must be registered as a BSA leader with a completed criminal background check (CBC) and current Youth Protection training (YPT). Note that a CBC may take up to 2 weeks to come back; please plan accordingly. Any adult listed on the “YPT Aging Report” submitted at check-in is documented to meet these requirements.

Under no circumstances may a troop be left without adult leadership in camp. If a troop's leaders must leave camp, they must arrange with camp leadership for coverage of the troop.

Anyone leaving camp under this condition must sign out with the camp leadership and sign in upon return.

## Homesick Scouts

First-year Scouts (and even returners) can become homesick while at camp. Your Scoutmaster likely has experience with this and can help address your concerns. Some tips for success:

- Phone calls or visits often make it worse.
- Give your scout positive support, “We know you can do this!”
- Avoid deals, “Try it for one night, and then we’ll see”
- Consider a mid-week letter with encouraging words (Pro-Tip: send it with them in a sealed envelope!)



## WHAT TO BRING TO CAMP

### Visitors' Day

Traditionally, Fire Mountain welcomes families and other visitors to camp on Friday nights to enjoy the World-Famous Fire Mountain Chicken BBQ.

### The "World-Famous" Fire Mountain Chicken BBQ

For over 50 years the staff of Fire Mountain have put on their best "chicken-flippin'" gear and served up the finest barbecue chicken you'll ever taste! Be sure to tell your friends about the feast – that's how it became "world famous."

Visitors must make reservations to attend online by the Tuesday before arrival. Registered Scouts and Leaders are already accounted for and need not make a reservation.



### YOUR CAMPSITE IS YOUR HOME!

The campsite is where Scouting begins at Fire Mountain Scout Camp. The opportunities for improving Scout skills and advancement are tremendous. An important thing for a troop leader to remember at Fire Mountain is that advancement can be brought into your own campsite.

**Camp shelters:** All shelters are in great condition, and we expect them to be treated with respect and care. No flames in tents or camp shelters. Stents can hold four (4) individuals, and Adirondacks can hold eight (8) individuals. There is also plenty of room for additional tents if needed. Please consult your commissioner or troop guide if you have any problems with your campsite.

**Toilet buildings and washstand:** Each campsite has its own KYBO, which should be fully cleaned and sanitized at least once per day. The KYBO should be swept and washed out before end-of-week departure as well. Cleaning supplies are provided. After each use of the facilities, make sure the toilet lid is shut and the door is closed. To acquire more toilet paper, ask a commissioner or your troop guide. The washstand should also be cleaned daily by the troop.

**Shower Facilities:** "A Scout is Clean". We hope that each Scout will use the shower facility regularly during their stay at camp. There are three shower facilities. Shower rooms are for individual use only. Under no circumstances are adults to shower with the Scouts.

**Fires and Fire Tools:** Each campsite has one set of fire tools in the campsite. These tools include a shovel, rake, and water bucket. Please report any broken items to the commissioner, who will arrange for a replacement. We have deep, metal-ringed fire pits which generally allows camp to have cooking fires with briquettes even during burn bans. No unattended fires allowed in campsites. An adult must be present to have a campfire in the campsites. A troop's fireguard plan must be posted and followed.

### Troop and Patrol Gear

- National Flag
- Troop flag
- Patrol flag(s)
- Lanterns
- Tarps

- Rope
- Troop library
- Props for skits
- Dutch oven (optional)
- Charcoal briquettes (optional)
- Axe-yard supplies
- Camp cook gear
- Troop first aid box

### Personal Gear

- Current medical form
- Swimsuit & towel (PACK ON TOP)
- Money for program fees & materials
- Spending money
- Backpack
- Daypack
- Sleeping bag
- Sleeping pad
- Pillow
- Sweatshirt/jacket
- Raingear
- Hat
- T-shirts
- Pants
- Shorts
- Underwear (1 per day)
- Socks (1 pair per day)
- Hiking boots
- Extra shoes
- Class A uniform (hanger)
- OA sash (if member)
- Canteen/water bottle with carrying strap
- Flashlight/extra batteries
- Scout knife
- Pencil/paper
- Boy Scout handbook
- Watch
- First aid kit
- Sunscreen
- Insect repellent
- Face masks (sufficient for personal use)

### Toiletries

- Comb/brush
- Toothbrush/tooth-paste
- Deodorant
- Soap/shampoo

- Second towel for showering
- Shower shoes/flip flops (optional)



## CAMP HEALTH AND SAFETY

Risk management is a way of thinking that the Boy Scouts of America has been using and refining for more than 100 years. The highest priority in our program is the health and welfare of your Scouts. Because of advanced planning, quality training, and well-defined procedures – Scouts at camp can engage in fun and exciting outdoor adventure while encountering minimal risk to self.

**COVID-19:** Fire Mountain will implement guidelines consistent with the guidance of the Washington State Department of Health. Face masks, social distancing, and excellent personal hygiene are likely expectations depending on requirements from our local health department or the state.

**Health Lodge:** Located under the museum in the center of camp, a medic is available 24 hours a day for the normal bumps and bruises of outdoor adventure. For serious injuries or illness, emergency medical care is within a 10-minute response time. Medication: In accordance with our National Camp Standards, all medication must be kept in secure storage when not in use. Troops should plan to bring a lockable secure container for this purpose. Scouts and leaders may retain a small amount of fast-acting medication (epi-pen, inhaler, etc.) on their person during the day.

**Emergency Procedures:** The Camp Director will review emergency procedures with unit leadership on the first day of camp, and an emergency assembly drill will be conducted within the first 24 hours of the week. Camp staff are trained to respond to emergency situations according to established protocols. Adult leaders can help by remaining calm, following directions, and helping to guide their troop.

### Nearest Advanced Medical Care:

- Skagit Valley Hospital | 300 Hospital Parkway | Mount Vernon, WA – Open 24 hours/day
- Skagit Regional Clinics – Urgent Care | 1400 Kincaid Rd. | Mount Vernon, WA – M to F 7:30-7:30; Sat/Sun 8am-4pm

## RULES OF CAMP

The primary rules at Fire Mountain Scout Camp are the Scout Oath and Law. The following is presented as clarification based on past experiences in camp.

1. Use the buddy system.
2. Stay inside camp boundaries.
3. Wear close-toed shoes at all times. Flip-flops may be worn IN the shower house, not walking to it.
4. Scouts with their Totin' Chip may carry multi-tools or folding pocketknives. Sheath knives are not allowed.
5. Do not cut live or downed trees.
6. Respect others' and camp's property, keeping it free from damage and defacement.

## FIRE MOUNTAIN DRESS CODE

The Boy Scouts of America is a uniformed organization and dress at camp should meet this standard and meet the needs of the activity the scouts and leaders are participating in. The standard activity uniform for a scout is a scout activity t-shirt (class b), scout shorts/pants, scout belt, scout sox and scout hat with app rate foot wear. Dress at events such as flag ceremonies, chapel and campfires should include the field uniform (class A) shirt and neckerchief.

Not every scout or leader can afford the official BSA shorts, pants and sox nor do all scouts have scout shirts to last a whole week. All scout and scouters at Fire Mountain should endeavor to aim for this standard when packing for camp.

Infractions of this dress code will be reported to the Camp Director and unit leadership is expected to support efforts to meet this expectation. Campers that chose to not comply will be found in conflict with the BSA Code of Conduct and will be asked to go home.

## PROHIBITED ITEMS

- > No firearms, ammunition, or weapons of any type (including bows) may be brought to camp.
- > No fireworks allowed at camp.
- > Smoking, vaping, e-cigs, juuls are not allowed in front of Scouts; restricted to adults in the designated area.
- > Any person using alcohol, marijuana and/or illegal drugs will be reported to the camp director and sheriff and will be sent home.
- > Pets of any type are not permitted at camp. Registered service animals are the only animals allowed. Please notify camp leadership or the Everett Service Center if you require a service animal in camp.



## SPECIAL NEEDS

The Fire Mountain Scout Camp staff does its best to address the needs of our Scouts, leaders and parents. However, there are times when either lack of prior communication or severity of needs provides challenges that are difficult to overcome with the limited resources available at camp. Special needs forms must be submitted by June 15. Late notification may affect our ability to meet the requested needs. The special needs form is available on our website at [www.mountbakerbsa.org](http://www.mountbakerbsa.org).

**Mobility Issues:** Most program areas and several campsites are accessible using motorized or push wheelchairs. Turn in our special needs form as early as possible so we can do our best to accommodate your troop's needs.

**CPAP Machines:** None of our campsites are equipped with electricity. CPAP machines at camp must be run off a portable battery system. Use of extension cords is not allowed, so all charging must be done in designated locations.

**Dietary Needs:** Special dietary needs should be notated online on our special needs form; it is recommended you complete this with the rest of your registration. The deadline for submission is June 15. In the case of extreme or multiple allergies, it may be necessary for a Scout or adult leader to bring their own food to camp to supplement the menu – in that case, contact us to arrange for storage and/or refrigeration.

## THE TURNER GENERAL STORE

The Turner Family General store at Fire Mountain offers a wide range of items to meet most of your needs including merit badge pamphlets, craft kits, lacing/paracord, hats, t-shirts, belts, archery supplies, snacks, ice cream, drinks, flashlights, Scout knives, fire-starters, camp equipment, walking sticks, sunscreen, insect repellent, stamps, and batteries. About \$75 per Scout should be enough to meet most souvenir and other needs while at camp. Additional funds may be needed for shooting and some high adventure activities. Cash, credit/debit cards and checks accepted. The General Store will be closed during flags and mealtimes.



## FOOD SERVICES

Fire Mountain kitchen staff works hard to provide meals that are healthy and varied; we are proud to maintain our kitchen as a nut-free facility. We will do our best to accommodate your food needs. Please keep in mind that as we prepare and serve three meals a day for the full camp, there is limited staff, time, and budget to address all needs.

The camp menu will be posted on the website in early June. Be aware that the kitchen staff only prepares the alternative menu options if someone requests them by filling out the Special Needs form. Please return your form by June 15 to allow the kitchen manager time to order enough alternative menu ingredients for the week.

If a Scout or an adult has a very specific diet, severe allergies, multiple food limitations, or a sensitivity, they may want to consider bringing their own food to supplement what is served at camp. Participants are not allowed to prepare food or cook in the camp's kitchen, but the camp is able to store a small cooler or box of food in the kitchen so it's on hand during meals. Check with the camp before you arrive if you have any questions or concerns

If a Scout or adult with special food needs does not let the kitchen staff know about their special needs ahead of time, then their needs may not be accommodated. In that case, it is up to the unit to supply what the individual needs. Special Needs Form can be found at: <https://www.mountbakerbsa.org/firemountain/residentcamp/>

## RESOURCES FOR CAMP

Guide to Advancement  
[www.scouting.org/resources/guide-to-advancement](http://www.scouting.org/resources/guide-to-advancement)

Merit Badge Requirements  
[www.scouting.org/meritbadges.aspx](http://www.scouting.org/meritbadges.aspx)

Advancement and Awards  
[www.scouting.org/programs/scouts-bsa/advancement-and-awards](http://www.scouting.org/programs/scouts-bsa/advancement-and-awards)

Guide to Safe Scouting  
[www.scouting.org/health-and-safety/gss/toc](http://www.scouting.org/health-and-safety/gss/toc)

Youth Protection Information  
[www.scouting.org/Training/YouthProtection.aspx](http://www.scouting.org/Training/YouthProtection.aspx)

Washington State travel alerts  
[www.wsdot.com/traffic/trafficalerts](http://www.wsdot.com/traffic/trafficalerts)

Things to do before/during/after camp  
[www.visitskagitvalley.com](http://www.visitskagitvalley.com)

One man's summer camp advice for Scouters  
<http://scoutmastercg.com/summer-camp-advice>



## ADVANCEMENT

Mount Baker Council policies and procedures follow the Guide to Advancement for rank and merit badge programs at summer camp. Knowing that merit badges can be crucial building blocks to a Scout's success, our camp strives to offer quality merit badge instruction.

The Program Guide will include a schedule of merit badges, programs, and activities offered at camp. The schedule will include details such as cost, prerequisites and minimum age requirements.

Many merit badges require significant time or skill to complete at camp. As your Scouts consider which merit badges to pursue at camp, keep in mind their attention span, experience, rank goals, and energy level. Not all merit badges can be completed at camp and sometimes a Scout will not be able to finish a merit badge within the week, resulting in a partial merit badge. Please reinforce that partials are NOT failures. The Scout can continue to work on the partial for as long as they are a Scout.

## PATHFINDER PROGRAM

Research has proven that Scouts who earn First Class rank within the first year after joining are more likely to stay in Scouts and achieve higher ranks. Our Pathfinders program is specifically designed with this in mind. Our program allows your unit to define exactly which skills your Scouts need to focus on and get the support you need to deliver that foundational knowledge.

- > Patrol method
- > Scout spirit
- > Physical fitness
- > Aquatics
- > Camping and outdoor ethics
- > Woods tools
- > First aid skills
- > Leadership
- > Cooking
- > Citizenship

The Pathfinders program is designed to support troops teaching their own Scouts – with camp staff support. Scouts participating in this program should bring their Scouts BSA Handbook with them to camp and their Pathfinder sessions.



## THE FIRE MOUNTAINEER PROGRAM

### Returning Camper Recognition Program

Washington State is home to some of the greatest mountains in the world. Those who seek to reach these summits are known as Mountaineers. The most majestic peaks in Washington State are its volcanos, its Fire Mountains.

At Fire Mountain, we know that every week at camp is a new adventure to experience – a new mountain to climb. Our new program recognizes the Fire Mountaineers that return to camp year after year, climbing ever higher on the Scouting trail.


1st Year: Mount Saint Helens (8,363 feet)

2nd Year: Glacier Peak (10,541 feet)

3rd Year: Mount Baker (10,781 feet)

4th Year: Mount Adams (12,277 feet)

5th Year: Mount Rainier (14,411 feet)





[www.mountabkerbsa.org/firemountain](http://www.mountabkerbsa.org/firemountain)



BOY SCOUTS OF AMERICA  
MOUNT BAKER COUNCIL